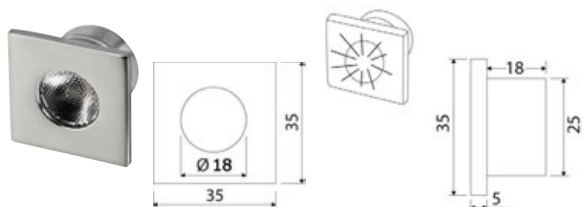


Recess fit LED courtesy light - frontal orientation

IP67 AISI 316

Polished precision-cast AISI316 stainless steel body. Pressure mounting.

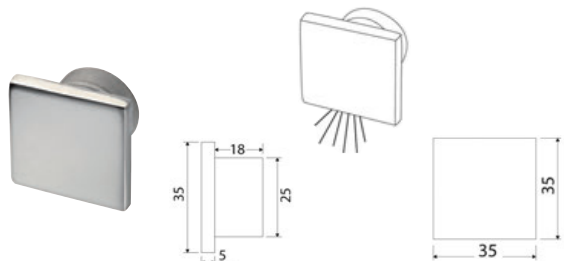


Code	V	W	lumen	K	LED beam angle	No of LEDs	Light colour	mm	
								Exterior	Overhang
13.429.70	12/24	0.5	24	3000	25°	1	white	35x35	5
13.429.71	12/24	0.5	3	-	25°	1	blue	35x35	5

Recess fit LED courtesy light - downward orientation

IP67 AISI 316

Polished precision-cast AISI316 stainless steel body. Pressure mounting.



Code	V	W	lumen	K	LED beam angle	No of LEDs	Light colour	mm	
								Exterior	Overhang
13.429.50	12/24	0.4	23	3000	90°	1	white	35x35	5
13.429.51	12/24	0.4	4	-	90°	1	blue	35x35	5

New Ultra-compact LED courtesy lights, minimalist look - downwards

IP67

Front and back waterproof model. Complete with rear cable gland, 1m-cable and waterproof micro connector.

Light orientation downwards. Recess hole diameter 17 mm.

Body material:

- A = matt black anodized aluminum;
- B = polished white painted aluminium;
- C = mirror-polished stainless steel.

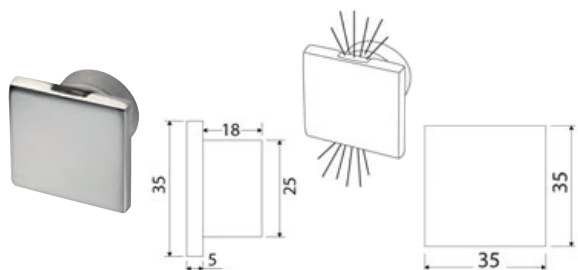


Code	V	W	Body material	K	Light colour	Hole Ø	mm
13.182.10	12	1	A	6000	white	17	Ø26x36
13.182.11	12	1	A	-	blue	17	Ø26x36
13.182.13	12	1	B	6000	white	17	Ø26x36
13.182.14	12	1	B	-	blue	17	Ø26x36
13.182.16	12	1	C	6000	white	17	Ø26x36
13.182.17	12	1	C	-	blue	17	Ø26x36

Recess fit LED courtesy light - dual upward/downward orientation

IP67 AISI 316

Polished precision-cast AISI316 stainless steel body. Pressure mounting.



Code	V	W	lumen	K	LED beam angle	No of LEDs	Light colour	mm	
								Exterior	Overhang
13.429.55	12/24	0.4x2	41	3000	90°+90°	2	white	35x35	5
13.429.56	12/24	0.4x2	7	-	90°+90°	2	blue	35x35	5

LED courtesy light for recess mounting - frontal orientation

IP65

In chrome-plated brass. Pressure fitting.



Code	Front	V	W	lumen	K	LED beam angle	No of LEDs	Light colour	mm	
									Ø Recess	Exterior
13.185.12	Square	12	0.23	1.6	5500-6300	30°	1	white	25.4	30x30
13.185.13	Square	12	0.23	0.5	-	30°	1	blue	25.4	30x30
13.186.12	Round	12	0.23	1.6	5500-6300	30°	1	white	25.4	Ø 32
13.186.13	Round	12	0.23	0.5	-	30°	1	blue	25.4	Ø 32